

RRV 12 MONTHLY INSPECTION FORM

Examine / Check / Test each item listed below (use machine specific service manual & maintenance plan for information regarding inspection procedures and criteria). Indicate in the appropriate space below as each item has been performed. If an item is not found acceptable, describe each discrepancy in the comment space on the rear. Take immediate action to correct all discrepancies or remove machine from service.

Confirm Maintenance Plan Used

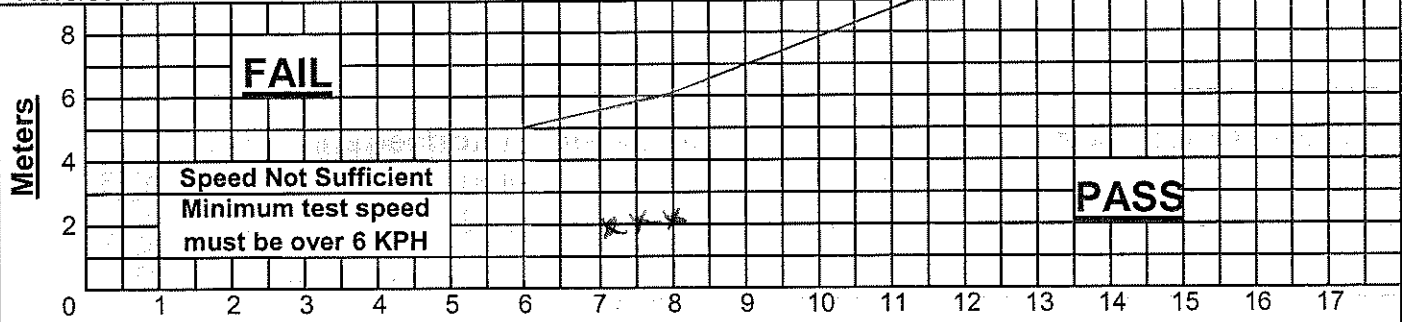
Giga SPMM 0007 Iss 2	Case SPMM 0001 Iss 4 / 5	924 AJH 146 Shovlin Iss3	✓	Valtra RMQ60080V01 Iss 2
Giga ZM50005083 Iss 2	Case SPMM 0001 Iss 6 / 7	924 HMM0015 Iss E		
	TD12 SPMM0005 Iss 3 / 4	Evo MEWP SPMM 011 Iss2		

Current Hours	3366	Plant Number	6L9110
Machine Make & Type	LIEBHERR 924 GIGA	Serial Number	K119110

Item	Inspection / Check Detail	Result X - ✓ - N/A
1	All pre start checks	✓
2	Grease and lubricate as per maintenance plan	✓
3	All fluid levels correct, hydraulic, batteries, brake etc. Check for leaks.	✓
4	Hydraulic cylinders, pivot pins, pivot points and hoses - Examine	✓
5	Steering locks - Check	✓
	Trailer park brake pressure - Check/record pressure	✓
7	Service brake filter element - Renew	N/A
8	Brake system general - Check	✓
9	Service brake - Test (3 dynamic tests or pull tests or torque hub test)	✓
10	Service brake pressure - Check/record pressure	✓
11	Rail wheel brake system - Examine	✓
12	Parking brake - Test	✓
13	Wheel nuts - Check	✓
14	Rail wheels - Check / Examine Complete SP WIRS 01	✓
15	Rail wheels back to back - Check measurements (1358 - 1363)	✓
16	Rail wheel bearings - Check (spin / lift test)	✓
17	Rail wheel bearings - Examine if fault found during spin / lift test	✓
18	Traction hubs - Check	N/A
19	Road wheels and tyres - Examine	✓
20	Tyres to rail wheel interface-Examine	✓
21	Rail bogie / axle pivots and trunnion - Examine	✓
22	Rail bogies / axles -Examine	✓
	Rail axle interlocks - Test (adjust if required)	✓
24	Dozer front bogie / trolley - Check	N/A
25	Dozer front bogie / trolley brake pads - Check	N/A
26	Dozer front bogie / trolley brake - Check	N/A
27	Emergency recovery system operation - Test	✓
28	Operation of all lights - Check / Examine	✓
29	Operation of horn - Check / Test Complete Horn and RCI Sounder Test Results Sheet SP-HT 01	✓
30	Glass and wipers - Check	✓
31	Safety labels - Check	✓
32	Recovery tow bar and hitches condition and security - Check	✓
33	Underframe and super structure - components and welds - Check	✓
34	Slew locks - Check	✓
35	Rated capacity indicator - Test and complete data download (record results on LAFT form and attach)	✓
36	Visibility of paintwork and overall appearance, including yellow panels - Check	✓
37	Trailer brake away siren - Test	✓
38	Electrical components / connections / wiring - Check	✓
39	Ballast weight - Check	✓
	Earth bond cables - Test and Examine using Resistance Ohmmeter 622424	✓
41	Check valves - Check	✓
42	Fire extinguisher - Examine	✓

Item	Inspection / Check Detail	Result X - ✓ - N/A
43	LOLER cert / lifting accessories and safety devices - Check	✓
44	Auxiliary lifting point/s (if fitted) and decals - Examine	✓
45	Quick hitch - Examine if fitted	✓
46	Machine cab file - Check	✓
47	Tracks / running gear - Check	N/A
48	ALO device / Duel height limiter - Test and Examine	✓
49	Rail head scrapers - Examine	✓
50	Overload sounders - Check Complete Horn and RCI Sounder Test Results Sheet SP-HT 01	✓
51	Camera system - Check	✓
52	Basket and harness points - Examine	N/A
53	Torque hub brake adaptors - Examine	✓
54	Air Brake Pressure Check - Record Pressure	✓

Record details of Static Brake Test torque test readings for Service Brake (SB) and Park Brake (PB) per wheel or alternatively, if conducting on track testing, of three stopping distances on chart below. If any recording differs by 10% from the previous test then investigate / retest. If any recordings are in the fail section investigate and then retest. Adverse track conditions can affect recording but must be detailed / recorded accordingly. Chart data derived from RIS



ROAD BRAKE TEST PASSED 2.3m KPH

CALIBRATED TOOLS USED

Type	Serial Number	Date
AIRLINE GAUGE	3114230	7.1.27
TORQUE WRENCH	3252285	20-1-27
M40 GAUGE 300NM-1000NM	2015/168779	27.5.26
MEGA METAL	622424	28.5.26

Comments / Additional Work - Checks

EARTH BOND TEST RESULTS

Dipper End to Left Rail 0.2714mΩ
Dipper End to Right Rail 0.2457mΩ

SLEW BRAKE TEST PASSED
Aux Lift Point in good order
MACHINE IN GOOD ORDER

I certify the above checks / examinations have been conducted and any corrective actions required have been completed and recorded.

Signed [Signature]

Print DAMIAN BENEFIELD

Date completed 13/04/26

SHOVLIN PLANT

HIRE LIMITED

RAIL WHEEL BRAKING TORQUE TEST

Date:			
Machine:	LIEBHERR G14 924		
Serial No:	K119110	Location:	YARD
Plant No:	GL-9110	Hours:	3366

Inspection Point	Inspection Limits	Pass	Fail
Brake Pad Wear	Minimum 3mm	/	
Brake Pad Damage	None allowed	/	
Contamination	None allowed	/	
Brake Pad Adjustment	1mm	/	
Floating Pins	Clean and lubricate with graphite grease	/	
Hydraulic Hoses / Fittings	Check for damage / leaks	/	
Brake Disc Protection	Check for damage / security	/	
Brake Discs	Check for damage / security	/	
Fixing / Fasteners	Check for damage / security	/	
Torque limits	See back of sheet for required limits	/	



For AJH brake systems, refer to AJH097 for torque test requirements

Where OEM torque test figures are not available, the following should be used:

Park Brake (Nm) = $\frac{\text{Machine Weight (Kg)}}{20}$ Minimum Park brake required:

Service Brake (Nm) = $\frac{\text{Machine Weight (Kg)}}{10}$ Minimum Service brake required:

Equipment to be used:	TORQUE WRENCH	ID No:	XK18847	Cal Exp Date:	7-1-27
Equipment to be used:	TORQUE MULTI PLIER	ID No:	130086	Cal Exp Date:	3-1-27

Park Brake: 1250Nm Service Brake: 2500Nm Pass / Fail PASS	 <p style="text-align: center; font-weight: bold; font-size: 1.2em;">FRONT</p>	Park Brake: 1250Nm Service Brake: 2500Nm Pass / Fail PASS
Park Brake: 1250Nm Service Brake: 2500Nm Pass / Fail PASS	 <p style="text-align: center; font-weight: bold; font-size: 1.2em;">REAR</p>	Park Brake: 1250Nm Service Brake: 2500Nm Pass / Fail PASS

As the engineer responsible for executing this testing, I confirm that I have used calibrated equipment and had the relevant training. Prevailing weather conditions did not affect the outcome of this test.

Engineer: D. Schofield	Signed: 
------------------------	--

As an Approver of Shovlin Plant I confirm that this inspection/test was executed by a suitably qualified service engineer.

Approver: J Shalh	Signed: 
-------------------	---

SHOVLIN PLANT

HIRE LIMITED

RAIL WHEEL BRAKING TORQUE TEST

Torque Limits

	Park Brake (Nm)	Service Brake (Nm)
Case 988	1350Nm	1684Nm
Giga Railer	1330Nm	2362Nm
Liebherr	1250Nm	2500Nm

	Park Brake (kgF)	Service Brake (kgF)
TD12-1512	1480 kgF	2970 kgF
Other TD12s	1000 kgF	1600kgF